




One Company, *Superior* Results.

Superior (SPR) offers a complete line of rental and rental-purchase options for your specialty equipment needs. SPR can assist you with the design, engineering, and production of special application tools, whether creating and adapting field machining products and fixtures or test and isolation tools. We manufacture the majority of our equipment line and our extensive experience in field services and specialty tools is an important part of the support we provide.



#### Test & Isolation

- Test and isolation plugs from 3/4" - 42"
- Provides an isolation barrier and creates a safe working environment when performing field maintenance
- Double Block and Bleed tools available with certified gauges, pumps, and piping
- Newly designed 3/4" - 2" sch. 160 single stem tools are one of a kind
- Grip-type DBB allows end user to have 1500 psi back-pressure rating in case of failure
- Custom design-build available for any size, job, or specific application



#### Split Frame /Pipe Cutting

- Portable pipe lathes designed to simultaneously sever and bevel in-line pipe and form an angle bevel
- Engineered to cut, bevel, counter-bore, single point, and flange face pipe and tubing
- Machines available to fit most pipe sizes, tubes, or vessels
- Ranges from .5" to 150" OD on all types of materials and wall thicknesses
- Complete kit designed to meet most on-site machining applications
- Engineered to operate safely and accurately in the most demanding environments



#### ID Flange Facing Machines

- Lightweight, portable and easy to set up
- Bi-directional feed and optional beveling head that is easily connected
- Sizes from 3/4" up to 62" with 3 machines.
- Minimal clearance issues with elbow mandrels for tight mounting for 90° and 45° mount
- Larger ID Mount machine available to cover to 120"




#### OD Flange Facing Machines

- Ideal machine for facing and end-prepping all types of flange surfaces
- Steel sizes range from 21" to 102"
- Aluminum sizes range from 10" to 20"
- Rigid construction to maximize performance
- Pneumatic and hydraulic motors
- Lifting Cables and Swivel Eyes Provided




#### Exchanger Mills

- Lightweight design allows the user to set up and align the mill more efficiently
- Designed to machine pass partitions and pass grooves on tube heat exchangers
- Collets for shank sizes from 3/8" - 1" diameter in 1/8" increments
- Lifting cables provided for use for elevated work
- Allows the technicians to complete work faster, safer, and more cost effective



#### Linear/Gantry and Rotary Mills

- 3-axis linear milling machine used for precision milling of critical mounting surfaces
- X – Travel 48" – 120", Y – Travel from center 27"; Z – Travel 9"; Power feed rate 0 – 9 inches/min
- Spindle position is height adjustable and orientation is adjustable to 0°, 90° and 180°
- Rotary mill performs face milling, single-point machining, and grinding applications
- Rotary milling from 32" to 66" available
- Machine up to 8" face in one cut; machine up to 3/32" deep (depending on diameter)



### Shaft Turning Lathes

- Perfect tool for on-site resurfacing of large shafts, stub shafts and bearing journals/seats
- Runs on precision linear guide bearings and driven by two lead screws for balanced feeding
- Feed and rotation are hydraulically driven with continuous speed control
- ILT-1000 (4" to 9.6") and ILT-1600 (8" to 16"), with custom sizes available for unique applications
- X/Y adjustable mounting; Clam shell options are available



### Tensioning & Bolting

- Lightweight hydraulic torque wrenches designed for professional applications
- Hydraulic torque tool has only three moving parts in the ratchet mechanism
- Power head can be fitted with either a square drive or low-profile hexagon cassette
- SRT Tensioning System designed to ensure simple but safe tensioning operations
- Tensioners comprised of a hydraulic load cell with interchangeable adapter kits enabling the load cell to fit up to five different bolt diameters



### End-Prep Pipe Bevelers

- ID mount bevelers with capabilities of, not only beveling, but also flange facing
- Worm gear drive unit, offering more contact between the connecting gears
- Main body machined from solid blocks and the mandrel blades are secured into the mandrel, requiring no springs to hold them in place
- 3 tool blocks that hold the tool bits which assist in beveling, facing, and counter-boring at the same time
- Pneumatic, heavy duty electric, or hydraulic drive configurations



### Portable Drills

- Designed to meet all the expectations that arise in the heavy engineering and fabrication, shipbuilding, and production engineering environments
- Drilling to  $\varnothing$  130 mm with a cutting depth of 30 mm
- Equipped with the latest in magnetic core drilling technologies
- Safety measures include protection from machine overheating and tool damage, alerts when the carbon brushes are worn, and a warning when the magnet holding force is too low
- Single Phase power supply helps reduce the power consumption



### Line Boring & Bore Welding Machines

- Line Boring Machines can accommodate a wide range of bore diameters and are extremely rigid due to their dual guide bar design
- Can be setup horizontally and vertically and are portable enough to get into challenging locations
- Cover boring diameters from 1.5" to 120"
- Our Universal Mounting System provides a single, interchangeable set-up for both line boring and SPR's Auto Bore Welding Systems
- Capable bore welding systems specializing in ID or OD weld build up and repair
- Auto bore welders have a range up to 120" and optional weld strokes up to 48"



### Precision Grinding & Tooling

- Providing the highest quality, hand-cut bit creation and re-manufacturing for more than 30 years
- Utilize precision equipment, professional machinists, and exacting standards
- Provide custom tool bits for our inventory of products
- Offer bits for your I.D. mount prep tools to your split frame clamshell machine tools
- SPR pledges a level of service sure to maximize your productivity and efficiency
- From simple regrinds to complex custom designs, SPR is your one-stop shop for all your cutting bit needs

For more information, visit <https://www.sprtool.com>.

**YORK**  
PORTABLE MACHINE TOOLS

**SUPERIOR**  
PLANT RENTALS

**CLIFF'S BITS**  
PRECISION GRINDING & TOOLING

**5M MANUFACTURING**  
HEAT EXCHANGER TOOLS & MACHINERY

833.447.3777

info@sprtool.com

sprtool.com

Follow us on social media:

